

Quick Reference Guide

Grades 7-12



Education is the most powerful weapon which you can use to change the world.

~Nelson Mandela

Grade Reporting Dashboard -> Transcripts

Graduated	Grad Stat	Expected Grad
<input type="text"/>	<input type="text"/>	<input type="text"/>
<div>Comment</div> <div>Save Cancel</div>		
GPA	(W) 10-12 GPA	
0213	2.8000 2.8000	

100 Did not Graduate from HS
104 Completed requirements failed CAHSEE
106 Grad, CAHSEE mods & waiver
108 Grad, CAHSEE exempt
110 Standard HS Diploma
120 Advanced or Honors Diploma
170 GED but no Diploma
190 Int'l Diploma or Certificate (Int'l Baccalaureate)
210 CAHS Proficiency Exam (CHSPE) Cert. but no Diplc

- Sites will code students who will **NOT** receive a standard high school diploma. i.e., CHSPE.
- Information Services will mass populate students graduating with a **standard high school diploma** after grades are moved to history. **DO NOT** code these students. Existing data will NOT be overwritten (i.e., if a student did not graduate from high school as seen below). Code these students **before grades are moved to history**. Creekside and San Joaquin will key in the graduation status for all students at their site.

Graduated	Grad Stat
7/1/2017	210 - CAHS Proficiency Exam (CHSPE) Cert. but no Diploma

Foster Student Graduates

- Select the proper graduation track for Foster Students.

Graduation Track:

A | Adult Ed Graduation
B | AB 167/216

☒ Show credit d
Credits

- Foster students will receive a **standard HS Diploma** – Standard HS Diploma recipients are mass populated by IS.

Graduates/Completers

Graduate reporting cycle	<p>The graduate reporting cycle is August 16 of Year 1 through August 15 of Year 2 (i.e., the reporting year).</p> <ul style="list-style-type: none"> For example, for the 2018 reporting year, the graduate reporting cycle is: August 16, 2018 through August 15, 2019.
Definition of a graduate	A high school graduate is defined as a student who has received a diploma by meeting all local and state high school graduation requirements.
Who is not a graduate?	Students with high school equivalencies (e.g., GED, HiSET, or TASC) or special education students completing Individualized Education Programs who receive certificates of completion are not included in the high school graduate counts and are considered <i>completers</i> .

Leave Reasons Interpreted as Dropouts (Gr 7-12)

Code	Description
140	Withdrew, no participation in an academic program
160	*Lost Transfer. Student was expected to transfer to another California public school and did not re-enroll in the state for the returning year.
270	Enroll in adult ed then dropped
300	Expelled with no further participation in an academic program
360	Completed grade 12, did not graduate (i.e., short credits)
380	Enter institution, not for HS diploma
400	Other (count as dropout). When no other exit reason is applicable.

Student Exit Category – School Completion Status

Student Exit Category Code	Aeries School Completion Status Code	School Completion Status Name	CALPADS CODE / Notes
E230	100	Completed grade 12 without completing graduation requirements, not grad	Code Cross-referenced to CALPADS 360
E230	110	Graduated, standard HS diploma	IS will mass change standard HS Diploma. Code Cross-referenced to CALPADS 100
E230	170	GED but no Diploma	Code Cross-referenced to CALPADS 320
E230	210	Received a High School Equivalency Certificate (and no standard HS diploma)	Code Cross-referenced to CALPADS 330
E230	220	Student with disabilities certificate of completion	Code Cross-referenced to CALPADS 120
E230	250	Adult Ed High School Diploma	
E230	480	Promoted (matriculated)	IS will mass change students matriculating from Elementary and Middle School.

Early Graduates

To comply with CALPADS enrollment and attendance requirements, the following procedure ensures accurate reporting to the state.

Student Profile

- STU.TG = "I-Inactive". The student will no longer have an active enrollment record. This prevents erroneous counts that affect enrollment, staffing and class size.
- Drop classes.
- DO NOT drop lockers or counselor.

Student Profile																
StuNum	Last Name	First Name	Middle Name	Perm ID Num	State Stu ID	Sex	Grd	Age	Birthdate	Prog	Track	Status	CorrLng	RptgLng	LangFlu	
124	Doe	Two		900020002		M	12	18	6/27/1998		A	Active	Arabic	Arabic	LEP	
Ethnicity	Race	Counselor	User1	User2	User3	Gate	User5	User6	PS	User8	MG	Sarb	User11	User12	RepCrd	
N	White	Unassigned														

Grades -> Transcripts

Graduation Track	Graduated	Grad Stat
Default	01/25/2019	110 ▼
Comment		
Early graduate		

Data from the Transcripts screen will update Enrollment History with the correct coding for extract to CALPADS. *See below.*

Enrollment History											
Year	School	Stu#	Trk	Prg	AttPrg1	AttPrg2	Grd	Teacher	Enter Date	Leave Date	Exit Reason
	2018	University High School (608)	24304	A			11		08/23/2018	01/25/2019	230

Student Data -> Attendance Enrollment

Current Attendance Enrollment						
Date	Ent/Lv	Grd	Prg	Trk	Reason	
1/25/2019 ▼	L ▼	11 ▼	▼	A ▼	230 ▼	
8/23/2018	E	11		A		

Special Ed Completers/Certificate of Completion (Irvine Adult Transition Students)

Students pursuing a Certificate of Completion have the option to attend school until they reach the age of 22.

Students on track to receive the Certificate of Completion will attend Irvine Adult Transition (IATP), School 617. Some students complete a traditional high school and continue their education until they “age out” by attending School 617 or remain at one of the traditional high schools.

Two steps for a student on this path:

- Student finishes the traditional four years at a high school and receives a Certificate of Completion. They will not count in the graduate cohort (are not graduates or dropouts). The student is a completer: completed 12th grade. The exit reason will be 220 – Graduated HS with Differential Proficiency Standards.
- Student attends additional schooling beyond grade 12, usually at IATP. The exit reason will be 125- Special Ed Prior Completer.

The completion code for a student receiving a Certificate of Completion is 220. This is found on the student transcript screen.

Graduation Track	Graduated	Grad Stat
Default	06/06/2019	220 ▼
Comment		
Certificate of Completion.		

<-Traditional School

Once a student exits IATP, use exit code 125-Special Ed Prior Completer. This is performed on the Student Data 2 screen.

Student Data -> Demographics -> Student Data2

End of Year			Comp Status
Status	Next Schl	Code	Date
125			6/6/2019

<- IATP

Cheat Sheet for Graduates

TRANSCRIPT SCREEN

- **Early Graduates** – Transcripts Screen. Information will update the Enrollment History.
 - **Complete** the Attendance Enrollment. The student left prior to the end of the school year. See page 5.
- **Standard graduates** (end of school year) – Transcripts. Do **NOT** add data into any other field. IS will close out the record for submission to CALPADS.

STUDENT DATA 2 SCREEN

- **End of the year** (last day of school) – Student Data 2


Grades -> Transcripts

Graduated	Grad Stat
6/6/2019	110 - Standard HS Diploma

***Reminder:** IS will mass populate your standards HS Diploma recipients.

Student Data -> Demographics -> Student Data 2

Fill out with the proper exit reason when a student **completes the school year and before rollover**

End of Year		Comp Status	
Status	Next Schl	Code	Date
<input type="text"/> ▼	<input type="text" value="0"/>	<input type="text"/> ▼	<input type="text"/> 

Drop Outs

Leave Reasons Interpreted as Dropouts (Gr 7-12)

Code	Description
140	Withdrew. No known enrollment.
160	*Lost transfer. Student was expected to transfer to another California public school and did not re-enroll in the state for the returning year.
270	Enrolled in adult ed then dropped.
300	Expelled with no further participation in an academic program.
360	Completed gr 12. Did not graduate.
380	Entered institution (not for HS diploma).
400	Other (count as dropout).

Query for potential dropouts

*Important: Check the box to include inactive students. The students are no longer “active”. Remember to de-select the option or you will obtain results for active and inactive students.

☒ Include Inactive Students

Query for potential dropouts with comments

LIST STU ATT STU.CID STU.SN STU.LN STU.FN STU.LD STU.CO ATT.RS IF ATT.CD = L AND
(ATT.RS = 104 OR ATT.RS = 140 OR ATT.RS = 270 OR ATT.RS = 300 OR ATT.RS = 360 OR ATT.RS =
380 OR ATT.RS = 400)

IMPORTANT NOTE: If a student’s status changes, i.e., attends summer school and becomes a graduate BEFORE August 15th or the student has been located, notify Information Services immediately. A change to the student’s graduation status in CALPADS will be made and applied to the upcoming Fall1 CALPADS Enrollment/Graduation/Dropout reporting cycle.

California Dashboard URL: <https://caschooldashboard.org>

 **California School
DASHBOARD**

 **California Department of
EDUCATION**

[Home](#) [FAQ](#) [Resources](#) [Glossary](#) [Translate](#) [Search](#)

California School Dashboard

Enter a portion of a school name, district name, or county office of education, and then select the Search button to obtain a list of results.

Search

Irvine Unified

Dashboard Release

Fall 2017

Search

Search Results

Select an organization in the search results listing to get a Dashboard report.

CDS Code	Name	County	City
----------	------	--------	------

Status and Change Report

Irvine Unified - Orange County

Enrollment: 32,319

Socioeconomically Disadvantaged: 15%

English Learners: 18%

Foster Youth: N/A

Reporting
Year:

Spring 2017

Grade Span: P-Adult

Charter School: No






Equity Report

Status and Change Report

Detailed Reports

Student Group Report

The status and change report provides the performance level for all students on state indicators. It also shows how the current year (status) compares to prior years (change) for each state indicator. Status and change each have five possible levels, which are displayed with the data for each indicator. Select any of the underlined indicators for more detailed information.

State Indicators	All Students Performance	Status	Change
Chronic Absenteeism	N/A	N/A	N/A
<u>Suspension Rate (K-12)</u>		Low 1.2%	Maintained +0.1%
English Learner Progress (K-12)		Very High 87.4%	Increased +1.9%
<u>Graduation Rate (9-12)</u>		Very High 95.9%	Maintained -0.6%
<u>College / Career</u> Available Fall 2017. Select for Grade 11 assessment results.		N/A	N/A
<u>English Language Arts (3-8)</u>		Very High 66.1 points above level 3	Maintained +4.9 points
<u>Mathematics (3-8)</u>		Very High 61.2 points above level 3	Maintained +3.7 points

Ed-Data URL: www.ed-data.org

Fiscal, Demographic, and Performance Data on California's K-12 Schools

First time here? [Take the tour](#)

[Glossary](#)

Ed-Data Education Data Partnership
CDE/EdSource/FCMAT

State ▾ County ▾ District ▾ School ▾ Comparisons ▾ Help ▾

Check Out Our Comparison Tools!

Our powerful school and district comparison functionality provides you more flexibility than ever before! Use this tool to compare schools or districts you select or based on variables you choose. Or collect data on a variety of measures for multiple schools or districts into a single downloadable report.

[Read More](#)

County Orange ▾

District ☐ Include merged/closed schools & districts ▾ Irvine Unified ▾

School Select a School ▾

[GO](#)

New on Ed-Data

03/10/2017

2015-16 financial data now available! [Continued](#)

[Other](#)

Frequently Asked Questions

01/26/2017

Get answers to frequently asked questions about the data and functionality on this site. [Continued](#)

[Accountability](#)

How to Create District or School Comparisons

01/26/2017

Instructions and tips on using Ed-Data's powerful comparison tools. [Continued](#)

[Accountability](#)

Using the Financial Reports on Ed-Data

03/10/2017

Ed-Data financial reports enable you to access financial information for school districts and county offices of education in a variety of ways, including 5-year-trend graphs and the ability to share, download, and print the reports. [Continued](#)

[Finance](#)

Student **Staff** **Local Revenue Elections** **Financial Data**

Years Displayed ◀ 2012-13 2013-14 2014-15 ▶

Demographics

Enrollment

Irvine Unified
CDS Code 30-73650-0000000

View by Ethnicity, Grade & More ▾

[View Table Data](#)

[Chart Notes](#) [Source](#)

This graph displays the total enrollment for this district or county office, including all direct- and locally funded charter schools authorized by this Local Education Agency. Enrollment is measured by counting the number of students enrolled in school on a particular day in October. **Note:** These counts do not include short-term enrollments.

Average Daily Attendance (ADA)

Irvine Unified
CDS Code 30-73650-0000000

[View Table Data](#)

[Chart Notes](#) [Source](#)

This graph displays the average daily attendance (ADA) for this district. ADA is the total number of days of student attendance divided by the total number of days taught, and is used for a variety of funding purposes. The ADA includes only those charter schools that have their financial data reported in the school district's general fund, without regard

[Read More](#)

Unduplicated Pupil Count of Free/Reduced-Price Meals, English Learners & Foster Youth

Irvine Unified
CDS Code 30-73650-0000000

[View Table Data](#)

[Chart Notes](#) [Source](#)

This graph shows the students in this district who were English learners, foster youth, or eligible for free/reduced-price meals when enrollment counts were taken. **Each student was counted only once.** **Notes:** 1) The district total does not include the unduplicated pupil counts of its charter schools. Unduplicated pupil counts for

[Read More](#)

Free and Reduced-Price Meals


Irvine Unified
CDS Code 30-73650-0000000

[View Table Data](#)


[Chart Notes](#) [Source](#)

This graph displays the total count of students in this district who were eligible for free/reduced-price meals when enrollment counts were taken. **Note:** These counts include both primary and short-term enrollments. However, students with a short-term enrollment status are not included in the overall enrollment data for this district.

DataQuest URL: <http://dq.cde.ca.gov/dataquest/>



California Department of
EDUCATION



DataQuest

[CDE Home](#) | [Enrollment and Staffing Data Files](#) | [API Home](#) | [AYP Home](#) | [CAHSEE Home](#) | [CELDT Home](#) | [CAASPP Home](#) | [STAR](#) | [Testing Home](#)

DataQuest helps you find facts about California schools and districts.

To create a report: (1) select a Level, (2) select a Subject, and (3) click on the "Submit" button.

- [What's NEW?](#) DataQuest Change Log
- [What's in DataQuest?](#)
- [QuickQuest](#) lets you find answers fast!
- [Our Parents Page](#) is another way to find data.
- [Contact information for program related questions](#)
- [California School Directory](#)
- [Help on using DataQuest](#)
- [DataQuest Reporting Levels](#)
- [DataQuest Reporting Schedule](#)
- [Data Privacy](#)
- [Data Requests](#)

1. Select Level:

Level: District ▼


2. Select Subject:

Subject: Four-Year Cohort Graduation Rate & Outcome Data ▼


3. Click Submit:

SUBMIT RESET

Sample Report



California Department of
EDUCATION



DataQuest Home / Cohort Report

2016-17 Four-Year Adjusted Cohort Outcome

Irvine Unified District Report (30-73650)

[+ Report Description](#)
[+ Report Glossary](#)
[+ Report Options and Filters](#)

Filters Enabled:
School Type: Non-Charter
[Reset Filters](#)

Name	Cohort Students	Regular HS Diploma Graduates	CHSPE Completers	Adult Education H.S. Diploma	Special Education Certificate of Completion	GED Completers	Other Transfers	Still Enrolled	Dropouts
Alternative Education-San Joaquin High	11	9	0	0	0	1	0	0	1
Creekside High	60	39	3	1	0	1	1	3	12
Irvine High	491	469	2	0	2	0	2	5	11
Nonpublic, Nonsectarian Schools	*	*	*	*	*	*	*	*	*
Northwood High	535	518	3	0	8	0	0	2	4
University High	626	589	4	1	6	0	5	4	17
Woodbridge High	594	571	2	1	8	0	1	3	8