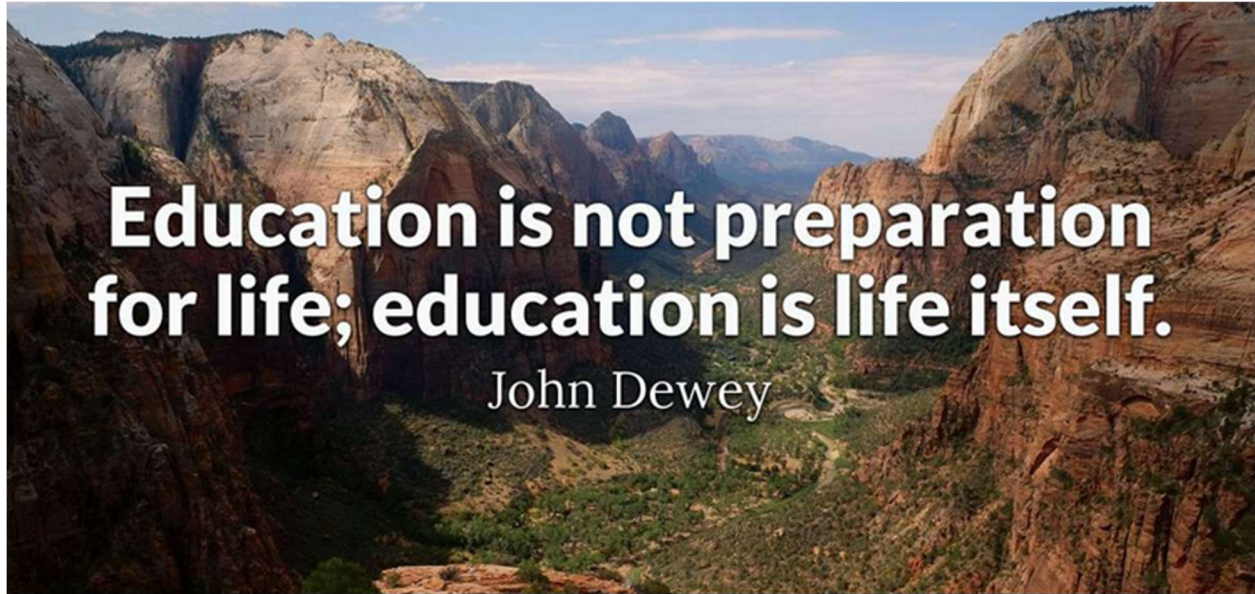


Quick Reference Guide

Grades 7-12



Education is not preparation for life; education is life itself.

~John Dewey

Grade Reporting Dashboard -> Transcripts

Graduated	Grad Stat	Expected Grad
<input type="text"/>	<input type="text"/>	<input type="text"/>
Comment		
<div style="border: 1px solid gray; padding: 5px;"> <ul style="list-style-type: none"> 100 Did not Graduate from HS 104 Completed requirements failed CAHSEE <li style="background-color: #e0ffe0;">106 Grad, CAHSEE mods & waiver 108 Grad, CAHSEE exempt 110 Standard HS Diploma 120 Advanced or Honors Diploma 170 GED but no Diploma 190 Int'l Diploma or Certificate (Int'l Baccalaureate) 210 CAHS Proficiency Exam (CHSPE) Cert. but no Diplc </div>		
GPA	(W) 10-12 GPA	
0.000	2.8000	2.8000

- Sites will code students who will **NOT** receive a standard high school diploma. i.e., CHSPE. Code these students **before grades are moved to history**. Creekside and San Joaquin will key in the graduation status for all students at their site.
- Information Services (IS) will mass populate students graduating with a **standard high school diploma** after grades are moved to history. **DO NOT** code these students. Existing data will **NOT** be overwritten (i.e., if a student did not graduate from high school as seen below).

Graduation Track	Graduated	Grad Stat
Default	06/07/2019	210
Comment		
CHSPE		

Foster Student Graduates

- Select the proper graduation track for Foster Students.

Graduation Track:	<input type="text"/>
<input checked="" type="checkbox"/> Show credit d	<ul style="list-style-type: none"> A Adult Ed Graduation <li style="background-color: #007bff; color: white;">B AB 167/216

- Foster students will receive a **standard HS Diploma** – Standard HS Diploma recipients are mass populated by IS.

Graduates/Completers/Dropouts

Graduate reporting cycle: The graduate reporting cycle is August 16 of Year 1 through August 15 of Year 2 (i.e., the reporting year). The 2019 reporting year, the graduate reporting cycle is **August 16, 2019 through August 15, 2020.**

Exit Reason	E230 Completion Status Code	Dropout	Completer	Graduate	Description
E140	N/A	X			No Known Enrollment / Truant
E230	250		X	X	Adult Ed High School Diploma – Student withdrew from/left school to enroll in an Adult Education Program.
E230	360	X			Completed grade 12 without completing graduation requirements (non-grad)
E300	N/A	X			Expelled / No Known Enrollment
E400	N/A	X			Unknown
T160	N/A	X			<i>If a student is not picked up by another CA public school, they will be counted as a Lost Transfer: Exits between 8/16/18-5/14/19, and no subsequent enrollment up to 10/3/19.</i>
T380	N/A	X			Transferred to an institution that is not primarily academic (i.e., military)
E230	100		X	X	Graduated, standard high school diploma. Student met all local and state high school graduation requirements
E230	120		X		Special Education (Certificate of Completion). Will pursue further education after age 18.
E230	330		X	X	Passed CHSPE (and no standard HS diploma). Student must be at least 16 years of age.

Student Exit Category – School Completion Status

Student Exit Category Code	Aeries School Completion Status Code	School Completion Status Name
E230	100	Completed grade 12 without completing graduation requirements, not grad
E230	110	Graduated, standard HS diploma
E230	170	GED but no Diploma
E230	210	Received a High School Equivalency Certificate (and no standard HS diploma)
E230	220	Student with disabilities certificate of completion
E230	250	Adult Ed High School Diploma
E230	480	Promoted (matriculated)

Drop Outs

Leave Reasons Interpreted as Dropouts (Gr 7-12)

Code	Description
140	Withdrew. No known enrollment.
160	*Lost transfer. Student was expected to transfer to another California public school and did not re-enroll in the state for the returning year.
270	Enrolled in adult ed then dropped.
300	Expelled with no further participation in an academic program.
360	Completed gr 12. Did not graduate.
380	Entered institution (not for HS diploma).
400	Other (count as dropout).

Query for potential dropouts

*Important: Check the box to include inactive students. The students are no longer “active”. Remember to de-select the option or you will obtain results for active and inactive students.

Include Inactive Students

Query for potential dropouts with comments

LIST STU ATT STU.CID STU.SN STU.LN STU.FN STU.GR STU.LD STU.CO ATT.DT ATT.RS IF ATT.CD = L
AND (ATT.RS = 104 OR ATT.RS = 140 OR ATT.RS = 270 OR ATT.RS = 300 OR ATT.RS = 360 OR
ATT.RS = 380 OR ATT.RS = 400)

IMPORTANT NOTE: If a student’s status changes, i.e., attends summer school and becomes a graduate BEFORE August 15th or the student has been located, notify Information Services immediately. A change to the student’s graduation status in CALPADS will be made and applied to the upcoming Fall1 CALPADS Enrollment/Graduation/Dropout reporting cycle.

Early Graduates

To comply with CALPADS enrollment and attendance requirements, the following procedure insures accurate reporting to the state.

Student Profile

- STU.TG = "I-Inactive". The student will no longer have an active enrollment record. This prevents erroneous counts that affect enrollment, staffing and class size.
- Drop classes.
- DO NOT drop lockers or counselor.

Student Profile																	
StuNum	Last Name	First Name	Middle Name	Perm ID Num	State Stu ID	Sex	Grd	Age	Birthdate	Prog	Track	Status	CorrLng	RptgLng	LangFlu		
124	Doe	Two		900020002		M	12	18	6/27/1998	A	Active	Arabic	Arabic	LEP			
Ethnicity	Race	Counselor	User1	User2	User3	Gate	User5	User6	PS	User8	MG	Sarb	User11	User12	RepCrd		
N	White	Unassigned															

Grades -> Transcripts

Graduation Track	Graduated	Grad Stat
Default	01/25/2019	110 ▼
Comment		
Early graduate		

Data from the Transcripts screen will update Enrollment History with the correct coding for extracts to CALPADS. *See below.*

Enrollment History											
Year	School	Stu#	Trk	Prg	AttPrg1	AttPrg2	Grd	Teacher	Enter Date	Leave Date	Exit Reason
	2018	University High School (608)	24304	A			11		08/23/2018	01/25/2019	230

Student Data -> Attendance Enrollment

Current Attendance Enrollment						
Date	Ent/Lv	Grd	Prg	Trk	Reason	
1/25/2019 ▼	L ▼	11 ▼	▼	A ▼	230 ▼	
8/23/2018	E	11		A		

Irvine Adult Transition (IATP) Students

Special Education students may pursue a Certificate of Completion and have the option to attend a school until they reach the age of 22. Student completes a traditional high school and are on track to receive a Grad Plan of 20 - Certificate of Completion.

Transferring to IATP from a Traditional High School

Student transfers to IATP. The Next School is 617 (Irvine Adult Transition), and the Next Grade Level is 12. The student retains grade 12 for their tenure at IATP.

Intra	User3	Gate
Next Schl	Next Grd	
Adult Transition Program (617)	12	
Next Grid Code	Next Prg	
	Adult Transition (A)	

Transcripts Screen from the Traditional High School

Exit the student with a Grad Stat Code of 220. It is cross-referenced in CALPADS as a Certificate of Completion meeting the requirements of Ed. Code 56390.

Graduation Track	Graduated	Grad Stat
Default	06/07/2019	220 ▼
Comment		
Certificate of Completion		

Irvine Adult Transition Students - After Rollover

Insure student rolled over correctly to the new academic year. The student will retain a grade level of 12 and an SP of “A” until the student leaves or ages out.

ack		Prog
A		Adult Transition (A)
Counselor		
0 - Unassigned-Do NOT Delete		
Ethnicity	Race	CorrLng
N	Korean	Korean
er1	Intra	User3 Gate
Next Schl		Next Grd
Adult Transition Program (617)		12
Next Grid Code		Next Prg
		Adult Transition (A)

When a Student Leaves Irvine Adult Transition

Student completed the academic school year and aged out. Use Exit Reason 125, Prior Special Ed Completer.

End of Year		Completion Status	
Status	Next Schl	Code	Date
125 ▼	975	▼	06/07/2019

The student will be dropped during rollover. Code as follows:

- Student’s Status is 125 (Prior Special Ed Completer)
- Next School is 975
- Completion Status date is the last day of school
- Next Grade is 13
- Students who did not “Age Out” and did not complete the academic school year, use the “Other Student Exits Prior to Aging Out” below.

Irvine Adult Transition Students - Other Student Exits Prior to “Aging Out”

130-Deceased	Student died while enrolled in school or student completed the year and was expected to return, and died during the summer break.
140-No Known Enrollment/Tuant	The student, TK-12, is truant as defined by <i>Education Code</i> Section 48260 (a), and: (1) has been referred to a local or county School Attendance Review Board (SARB) by the local educational agency (LEA) after the LEA has taken all statutory truancy intervention steps; or (2) cannot be located by the LEA after the LEA has completed a full investigation as to the whereabouts of the student.
300-Expelled/No Known Enrollment	Student left school after being expelled, was subsequently referred to another educational service institution, but never showed up, and attempts to locate the student were unsuccessful
400-Other or Unknown	The student is 18 years old or older and has been absent from school for reasons that cannot be determined or for reasons other than those described in the Student Exit Category codes.
410-Medical Reasons	Student withdrew from/left school due to medical reasons. This code is to be used for serious long-term medical reasons (does not include pregnancy).

See other Exit Reason Chart if other exit reasons apply. For example, transfers.

Cheat Sheet for Graduates



TRANSCRIPT SCREEN

- **Early Graduates** – Transcripts Screen. Information will update the Enrollment History.
 - **Complete** the Attendance Enrollment. The student left prior to the end of the school year. See page 5.
- **Standard graduates** (end of school year) – Transcripts. Do **NOT** add data into any other field. IS will close out the record for submission to CALPADS.

STUDENT DATA 2 SCREEN

- **End of the year** (last day of school) – Student Data 2




Grades -> Transcripts

Graduated	Grad Stat
06/07/2019 	110 

***Reminder:** IS will mass populate your standards HS Diploma recipients.

Student Data -> Demographics -> Student Data 2

Key in the proper exit reason when a student **completes the school year and before rollover**

End of Year		Comp Status	
Status	Next Schl	Code	Date
	0		

California Dashboard URL: <https://caschooldashboard.org>

DISTRICT PERFORMANCE OVERVIEW

Irvine Unified

Explore the performance of Irvine Unified under California's Accountability System.

[Generate PDF Report](#) [View All Schools](#) [View Additional Reports](#)

2018

Chronic Absenteeism Yellow	Suspension Rate Green	English Learner Progress No Performance Color	Graduation Rate Blue
College/Career Blue	English Language Arts Blue	Mathematics Blue	Basics: Teachers, Instructional Materials, Facilities STANDARD MET
Implementation of Academic Standards STANDARD MET	Parent Engagement STANDARD MET	Local Climate Survey STANDARD MET	Access to a Broad Course of Study STANDARD MET

District Details

NAME Irvine Unified	ADDRESS 5050 Barranca Parkway Irvine, CA 92604-4652	WEBSITE http://www.iusd.org	GRADES SERVED P-Adult
-------------------------------	--	---	---------------------------------




District Summary

Irvine Unified

Information

Address 5050 Barranca Pkwy. Irvine CA 92604-4652
Phone (949) 936-5000
Superintendent Terry Walker


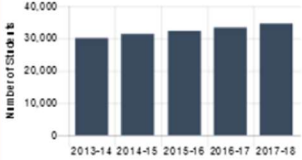

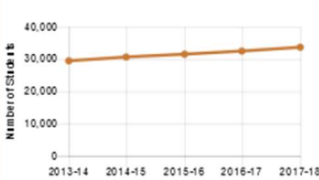

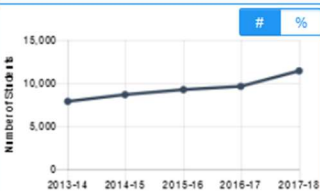



Related Websites

- [Irvine Unified Website](#) 
- [Orange County Website](#) 
- [Local Control and Accountability Plan](#) 

Key Attributes

CDS Code 30-73650-0000000
District Type Unified School District
Grade Span K-12
2017-18 Enrollment 34,617

[List of Schools](#) 

<div style="background-color: #f2f2f2; padding: 5px;">Enrollment Irvine Unified CDS Code 30-73650-0000000</div> <div style="border: 1px solid #ccc; padding: 5px; margin-top: 5px;">View by Ethnicity, Grade & More </div> <div style="text-align: center; margin-top: 10px;">  </div> <div style="text-align: center; margin-top: 5px;">View Table Data </div> <div style="margin-top: 10px;"> Chart Notes Source </div> <p style="font-size: small; margin-top: 5px;"><i>Tip: Use the menu above the graph to view the data by race/ethnicity, student group, gender and whether students are enrolled in a traditional district school or in a charter school. This graph displays the total enrollment for this district or county office, including all direct- and locally funded charter schools authorized by this Local Education</i></p> <p style="font-size: x-small; margin-top: 5px;">Read More</p>	<div style="background-color: #f2f2f2; padding: 5px;">Average Daily Attendance (ADA) Irvine Unified CDS Code 30-73650-0000000</div> <div style="text-align: center; margin-top: 10px;">  </div> <div style="text-align: center; margin-top: 5px;">View Table Data </div> <div style="margin-top: 10px;"> Chart Notes Source </div> <p style="font-size: x-small; margin-top: 5px;">This graph displays the average daily attendance (ADA) for this district. ADA is the total number of days of student attendance divided by the total number of days taught, and is used for a variety of funding purposes. The ADA includes only those charter schools that have their financial data reported in the school district's general fund, without</p> <p style="font-size: x-small; margin-top: 5px;">Read More</p>	<div style="background-color: #f2f2f2; padding: 5px;">Unduplicated Pupil Count of Free/Reduced-Price Meals, English Learners & Foster Youth Irvine Unified CDS Code 30-73650-0000000</div> <div style="text-align: center; margin-top: 10px;">  </div> <div style="text-align: center; margin-top: 5px;">View Table Data </div> <div style="margin-top: 10px;"> Chart Notes Source </div> <p style="font-size: x-small; margin-top: 5px;">This graph shows the students in this district who were English learners, foster youth, or eligible for free/reduced-price meals when enrollment counts were taken. Each student was counted only once. Notes: 1) The district total does not include the unduplicated pupil counts of its charter schools. Unduplicated pupil counts for</p> <p style="font-size: x-small; margin-top: 5px;">Read More</p>	<div style="background-color: #f2f2f2; padding: 5px;">English Learners Irvine Unified CDS Code 30-73650-0000000</div> <div style="text-align: center; margin-top: 10px;">  </div> <div style="text-align: center; margin-top: 5px;">View Table Data </div> <div style="margin-top: 10px;"> Chart Notes Source </div> <p style="font-size: x-small; margin-top: 5px;">This graph displays the number of students in this district who were classified as English learners when enrollment counts were taken. Use the # % button at the top of the graph to toggle between counts and percentages. (Note: In 2010-11, some 413 districts and independently reporting charters did not certify their EL data, resulting in an</p> <p style="font-size: x-small; margin-top: 5px;">Read More</p>
---	---	---	---

DataQuest URL: <http://dq.cde.ca.gov/dataquest/>



[CDE Home](#) | [Enrollment and Staffing Data Files](#) | [API Home](#) | [AYP Home](#) | [CAHSEE Home](#) | [CELDT Home](#) | [CAASPP Home](#) | [STAR](#) | [Testing Home](#)

DataQuest helps you find facts about California schools and districts.

To create a report: (1) select a Level, (2) select a Subject, and (3) click on the "Submit" button.

- [What's NEW?](#) DataQuest Change Log
- [What's in DataQuest?](#)
- [QuickQuest](#) lets you find answers fast!
- [Our Parents Page](#) is another way to find data.
- [Contact information for program related questions](#)
- [California School Directory](#)
- [Help on using DataQuest](#)
- [DataQuest Reporting Levels](#)
- [DataQuest Reporting Schedule](#)
- [Data Privacy](#)
- [Data Requests](#)

1. Select Level:

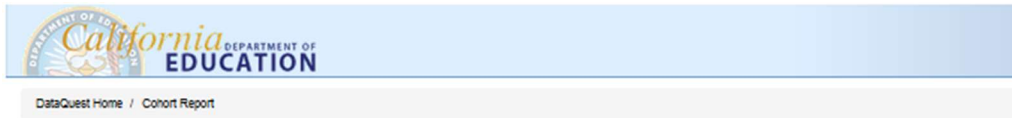
Level:

2. Select Subject:

Subject:

3. Click Submit:

Sample Report



2017-18 Four-Year Adjusted Cohort Graduation Rate

Irvine Unified District Report (30-73650)

- ✦ [Report Description](#)
- ✦ [Report Glossary](#)
- ✦ [Report Options and Filters](#)

Filters Enabled:
 School Type: Non-Charter

Name	Cohort Students	Regular HS Diploma Graduates	Cohort Graduation Rate	Graduates Meeting UC/CSU Requirements	Graduates Earning a Seal of Biliteracy	Graduates Earning a Golden State Seal Merit Diploma
Alternative Education-San Joaquin High	11	9	81.8%	3	0	1
Creekside High	52	43	82.7%	1	0	0
Irvine High	521	506	97.1%	303	134	190
Nonpublic, Nonsectarian Schools	*	*	*	*	*	*
Northwood High	617	599	97.1%	482	200	354
University High	693	647	93.4%	513	272	398
Woodbridge High	615	599	97.4%	420	122	278